


# Spring Garden™

Series 418



**-930 3/3 Slat Headboard - White**  
W42 D3 H52 (107 x 8 x 132 cm)  
Use with 932 Footboard.  
Bore for Frame - 2 Rail Heights.

**-930P 3/3 Slat Headboard - Pink**  
W42 D3 H52 (107 x 8 x 132 cm)  
Use with 932P Footboard.  
Bore for Frame - 2 Rail Heights.  
Pages: 2/3

**-930Y 3/3 Slat Headboard - Yellow**  
W42 D3 H52 (107 x 8 x 132 cm)  
**Discontinued**  
Bore for Frame - 2 Rail Heights.  
Pages: 8/9

**-932 3/3 Slat Footboard - White**  
W42 D3 H30 (107 x 8 x 76 cm)  
Use with 930 Headboard,  
Use 091 Rails. 2 Rail Heights.

**-932P 3/3 Slat Footboard - Pink**  
W42 D3 H30 (107 x 8 x 76 cm)  
Use with 930P Headboard,  
Use 091P Rails. 2 Rail Heights.  
Pages: 2/3

**-932Y 3/3 Slat Footboard - Yellow**  
W42 D3 H30 (107 x 8 x 76 cm)  
**Discontinued**  
Use 091Y Rails. 2 Rail Heights.  
Pages: 8/9

Also available:  
**-940 4/6 Slat Headboard - White**  
W57 D3 H56 (145 x 8 x 142 cm)  
Use with 942 Footboard, Use 094 Rails  
Bore for Frame - 2 Rail Heights  
Pages: 6/7

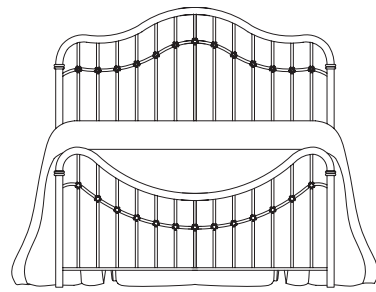
**-940P 4/6 Slat Headboard - Pink**  
W57 D3 H56 (145 x 8 x 142 cm)  
**Discontinued**  
Use 094P Rails  
Bore for Frame - 2 Rail Heights

**-940Y 4/6 Slat Headboard - Yellow**  
W57 D3 H56 (145 x 8 x 142 cm)  
**Discontinued**  
Use 094Y Rails  
Bore for Frame - 2 Rail Heights

**-942 4/6 Slat Footboard - White**  
W57 D3 H30 (145 x 8 x 76 cm)  
Use 094 Rails. 2 Rail Heights.  
Pages: 6/7

**-942P 4/6 Slat Footboard - Pink**  
W57 D3 H30 (145 x 8 x 76 cm)  
**Discontinued**

**-942Y 4/6 Slat Footboard - Yellow**  
W57 D3 H30 (145 x 8 x 76 cm)  
**Discontinued**



**-935R 3/3 Metal Bed Complete - White**  
Consists of:  
**-935 3/3 Metal Bed - White**  
W40 H54 (102 x 137 cm)  
2 Rail Heights.  
**-R07 3/3-4/6 White Metal Bolt-on Rail**  
W76 D2 H2 (193 x 5 x 5 cm)  
Pages: 12/13

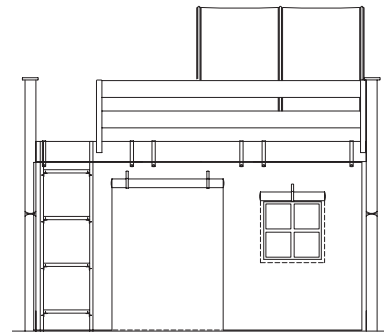
**-935PR 3/3 Metal Bed Complete - Pink**  
Consists of:  
**-935P 3/3 Metal Bed - Pink**  
W40 H54 (102 x 137 cm)  
2 Rail Heights.  
**-R07 3/3-4/6 White Metal Bolt-on Rail**  
W76 D2 H2 (193 x 5 x 5 cm)

**-935YR 3/3 Metal Bed Complete - Yellow**  
Consists of:  
**-935Y 3/3 Metal Bed - Yellow**  
W40 H54 (102 x 137 cm)  
2 Rail Heights.  
**-R07 3/3-4/6 White Metal Bolt-on Rail**  
W76 D2 H2 (193 x 5 x 5 cm)  
Pages: 12/13

Also available:  
**-945R 4/6 Metal Bed Complete - White**  
Consists of:  
**-945 4/6 Metal Bed - White**  
W54 H54 (137 x 137 cm)  
2 Rail Heights.  
**-R07 3/3-4/6 White Metal Bolt-on Rail**  
W76 D2 H2 (193 x 5 x 5 cm)

**-945PR 4/6 Metal Bed Complete - Pink**  
Consists of:  
**-945P 4/6 Metal Bed - Pink**  
W54 H54 (137 x 137 cm)  
2 Rail Heights.  
**-R07 3/3-4/6 White Metal Bolt-on Rail**  
W76 D2 H2 (193 x 5 x 5 cm)  
Pages: 10/11

**-945YR 4/6 Metal Bed Complete - Yellow**  
Consists of:  
**-945Y 4/6 Metal Bed - Yellow**  
W54 H54 (137 x 137 cm)  
2 Rail Heights.  
**-R07 3/3-4/6 White Metal Bolt-on Rail**  
W76 D2 H2 (193 x 5 x 5 cm)



**-964R Low Loft Complete - White**  
Overall: W81 D44 H62 (206 x 112 x 157 cm)  
With Ladder: D59 (150 cm)  
Consists of:  
**-964 Loft Bed Ends - White**  
**-975N Ladder, Short & Long Guard Rail, Side Rails - White**  
Pages: 16/17

**-964PR Low Loft Complete - Pink**  
Overall: W81 D44 H62 (206 x 112 x 157 cm)  
With Ladder: D59 (150 cm)  
Consists of:  
**-964P Loft Bed Ends - Pink**  
**-975PN Ladder, Short & Long Guard Rail, Side Rails - Pink**  
Pages: 14/15

**-964YR Low Loft Complete - Yellow**  
Overall: W81 D44 H62 (206 x 112 x 157 cm)  
**Discontinued**  
Consists of:  
**-964Y Loft Bed Ends - Yellow**  
**-975YN Ladder, Short & Long Guard Rail, Side Rails - Yellow**  
**Discontinued**

*Note: Low loft bed requires additional mattress support. Use either (1) SP33 Slat Pack (see below) or 1 Twin Bunkie Board sold separately. Bunk Bed will accommodate max of 11" of Mattress & Foundation.*

**-T335 Loft Tent-Pink with Purple Trim**  
Use with 964R, 964PR, 964YR Loft Bed.  
Pages: 16/17

**-T337 Loft Tent-White with Purple Trim**  
Use with 964R, 964PR, 964YR Loft Bed.  
Page: 14

**-SP33 3/3 Slat Packs**  
W39 D3 H1 (99 x 8 x 3 cm)  
Use with 964R Low Loft Bed (any color).

**-R74 Frame with casters**  
Use with 964R Low Loft Bed (any color) to add twin bed below or use with 3/3 or 4/6 Headboards.

**Lea®**  
The Youth Specialist™  
a L A B O Y company  
www.leafurniture.com

Possession of this catalog does not constitute authority to purchase. The enclosed information is based on the latest product information available at the time of printing. The right to discontinue items without advance notice and to make changes as to color, materials and other specifications at any time is reserved. Not responsible for typographical errors.  
© 2009 Lea Industries LEA/FCC/WCP/03-09/5K

# Spring Garden™

Series 418



**Lea®**  
The Youth Specialist™  
a L A B O Y company  
www.leafurniture.com

# Spring Garden™

Spring Garden, by Lea Industries, will remind your child of running through a field on a warm and breezy spring day, picking flowers and discovering all the soft colors of nature.

The Yellow and Pink finishes offered on several pieces are accented by white cases with hardware that can be changed to match.

Create a room perfect for sleep, study and storage with multiple pieces. The Low Loft Bed can offer all three at your child's fingertips. Or set up a room with multiple Metal Beds and separate cases to expand the possibilities, or even create a second bedroom with some of the larger scale pieces offered in Spring Garden.

Spring Garden is a beautiful collection sure to bring the warmth of spring into your home. And as always, you get the quality you expect from LEA.



**418-411P**  
Night Stand - Pink

**418-930P**  
3/3 Slat Headboard - Pink

**418-151**  
Drawer Chest

**418-030**  
Vertical Mirror

**418-544**  
40" Large Hutch

**418-932P**  
3/3 Slat Footboard - Pink

**418-231**  
Single Dresser

**418-341**  
Drawer Desk

**418-091P**  
76" 3/3 Hook-on Wood Rails - Pink

**418-774N**  
Chair



*Left:*  
**418-030**  
**Vertical Mirror**

**418-261**  
**Double Dresser**

*Opposite:*  
**418-544**  
**40" Large Hutch**

**418-341**  
**Drawer Desk**

**418-774N**  
**Chair**



*Right:*  
**418-030**  
**Vertical Mirror**

**418-231**  
**Single Dresser**





Above Detail:  
418 White Finish

418-030  
Vertical Mirror

418-261  
Double Dresser

418-066  
Vanity Mirror

418-266  
Leg Vanity/  
Writing Desk

418-774N  
Chair

418-940  
4/6 Slat Headboard

418-942  
4/6 Slat Footboard

418-094  
76" Hook-on Wood Rails 4/6

418-411P  
Night Stand - Pink



418-151  
Drawer Chest



Discontinued

Discontinued



Above Detail:  
418 Yellow Finish

418-930Y  
3/3 Slat Headboard -  
Yellow

418-932Y  
3/3 Slat Footboard -  
Yellow

418-091Y  
76" Hook-on Wood Rails 3/3 - Yellow

418-151  
Drawer Chest

418-411Y  
Night Stand -  
Yellow



418-411  
Night Stand

418-945PR  
4/6 Metal Bed Complete - Pink

418-030  
Vertical Mirror

418-100  
Bookcase/Media Chest

418-261  
Double Dresser



418-066  
Vanity Mirror

418-266  
Leg Vanity/  
Writing Desk

418-774N  
Chair



418-935YR  
3/3 Metal Bed Complete - Yellow

418-411  
Night Stand

418-935R  
3/3 Metal Bed Complete

418-909  
Dual Function Underbed Storage Unit

418-543  
40" Low Hutch

418-341  
Drawer Desk

418-774N  
Chair

418-964YR  
Low Loft Complete - Yellow

418-231  
Single Dresser

418-T337  
Loft Tent  
White with Purple Trim



Above Detail:  
418 Pink Finish

418-964PR  
Low Loft Complete - Pink

418-543  
40" Low Hutch

418-231  
Single Dresser



418-100  
Bookcase/Media Chest



418-964R  
Low Loft Complete

418-T335  
Loft Tent  
Pink with Purple Trim

418-100  
Bookcase/Media Chest

418-341  
Drawer Desk

418-774N  
Chair

# Spring Garden™

Series 418



Above:

## 418-995 Bed Display Stand

W42 D36 H48

Use this Bed Display Stand to show the multiple bed options and finishes. Can hold up to four 3/3 headboards or four 3/3 metal beds.

### Features & Benefits:

- Crafted of hardwoods and wood products in a clean white painted finish with painted accents.
- Construction: Constructed of a combination of painted solid wood and wood products.
- Drawer Guides: All wood construction. Center mount guides with built-in stops.



### 418 White Finish

White case pieces ship with White, Pink and Yellow hardware.



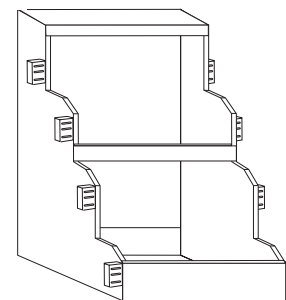
### 418 Pink Finish

Pink case pieces ship with Pink hardware.



### 418 Yellow Finish

Yellow case pieces ship with Yellow hardware.



### -995 Bed Display Stand

W42 D36 H48 (107 x 91 x 122 cm)  
Can hold up to Four 3/3 Headboards or Four 3/3 Metal Beds.




### -543 40" Low Hutch

W40 D9 H19 (102 x 23 x 48 cm)  
2 Fixed Shelves, Cord Management.  
Use with 231 or 341.  
Pages: 14, 15

### -231 Single Dresser

W40 D18 H30 (102 x 46 x 76 cm)  
3 Drawers. Hardware knobs supplied in 3 colors: White, Pink & Yellow.  
Pages: 2/3, 4, 14, 15




### -030 Vertical Mirror

W30 D2 H44 (76 x 5 x 112 cm)  
Includes Wood Mirror Supports.  
Use with 231 or 261.  
Pages: 2/3, 4, 6/7, 10/11

### -261 Double Dresser

W54 D18 H32 (137 x 46 x 81 cm)  
6 Drawers. Hardware knobs supplied in 3 colors: White, Pink & Yellow.  
Pages: 4, 6/7, 10/11



### -066 Vanity Mirror

W40 D2 H29 (102 x 5 x 74 cm)  
8 Slots to Hold 4 x 6 Pictures.  
Use with 266.  
Pages: 6/7, 12

### -266 Leg Vanity/Writing Desk

W42 D18 H30 (107 x 46 x 76 cm)  
3 Drawers. Hardware knobs supplied in 3 colors: White, Pink & Yellow.  
Pages: 6/7, 12



### -100 Bookcase/Media Chest

W32 D18 H39 (81 x 46 x 99 cm)  
2 Adj Shelves, 1 Fixed Shelf, 1 Drawer with Drop Down Drawer Front for "Video Game Friendly" Feature, Knockout Back Panel, Cord Hole. Hardware knobs supplied in 3 colors: White, Pink & Yellow.  
TV Opening:  
W28 D17 H21 (71 x 43 x 53)  
Pages: 10/11, 16/17



### -151 Drawer Chest

W36 D18 H51 (91 x 46 x 130 cm)  
5 Drawers. Hardware knobs supplied in 3 colors: White, Pink & Yellow.  
Pages: 2/3, 8/9



### -774N Chair - RTA

W18 D21 H34 (46 x 53 x 86 cm)  
Upholstered Seat.  
Pages: 2/3, 5, 6/7, 12, 14, 16/17

### -091 76" 3/3 Hook-on Wood Rails - White


W76 D2 H2 (193 x 5 x 5 cm)  
Use with 930, 932.

### -091P 76" 3/3 Hook-on Wood Rails - Pink

W76 D2 H2 (193 x 5 x 5 cm)  
Use with 930P, 932P.  
Pages: 2/3

### -091Y 76" 3/3 Hook-on Wood Rails - Yellow

W76 D2 H2 (193 x 5 x 5 cm)  
Use with 930Y, 932Y.  
Pages: 8/9



### -411 Night Stand - White

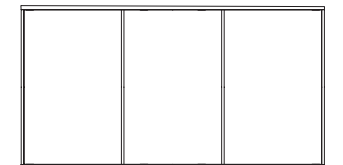
W20 D16 H30 (51 x 41 x 76 cm)  
1 Drawer, 1 Shelf, Hardware knobs supplied in 3 colors: White, Pink & Yellow.  
Pages: 10/11, 12/13

### -411P Night Stand - Pink

W20 D16 H30 (51 x 41 x 76 cm)  
1 Drawer, 1 Shelf.  
Pages: 2/3, 6/7

### -411Y Night Stand - Yellow

W20 D16 H30 (51 x 41 x 76 cm)  
1 Drawer, 1 Shelf.  
Pages: 8/9



### -909W Dual Function Underbed Storage Unit - White


W75 D41 H9 (191 x 104 x 23cm)  
Use with 930/932/091, 940/942/094, 935R or 945R.  
Page: 12/13

### -909P Dual Function Underbed Storage Unit - Pink

W75 D41 H9 (191 x 104 x 23cm)  
Use with 930P/932P/091P, 940P/942P/094P, 935PR or 945PR.

### -909Y Dual Function Underbed Storage Unit - Yellow

W75 D41 H9 (191 x 104 x 23cm)  
Use with 930Y/932Y/091Y, 940Y/942Y/094Y, 935YR or 945YR.



### -544 Large Hutch

W40 D12 H46 (102 x 30 x 117 cm)  
Corkboard back panel, 2 Fixed Shelves, 1 Adj Shelf, Cord Management.  
Use with 231 or 341.  
Pages: 2/3, 5

### -341 Drawer Desk

W40 D18 H30 (102 x 46 x 76 cm)  
3 Drawers, 1 Pull Down Drawer for Keyboard. Hardware knobs supplied in 3 colors: White, Pink & Yellow.  
Knee Hole Opening: W21 H23 (53 x 58 cm)  
Pages: 2/3, 5, 14, 16/17

### -094 76" 4/6 Hook-on Wood Rails - White

W76 D2 H2 (193 x 5 x 5 cm)  
Use with 940, 942.  
Pages: 6/7

### -094P 76" 4/6 Hook-on Wood Rails - Pink

W76 D2 H2 (193 x 5 x 5 cm)  
Use with 940P, 942P.

### -094Y 76" 4/6 Hook-on Wood Rails - Yellow

W76 D2 H2 (193 x 5 x 5 cm)  
Use with 940Y, 942Y.

### -R05 76" Hook-on Angle Iron Rails

W76 D2 H2 (193 x 5 x 5 cm)  
Painted White - Use on 3/3 or 4/6 Beds

### -R96 Deluxe Heavy Duty Frame

Use with 3/3 or 4/6 headboards.

### -SK1 Mattress Support System